



Miniature circuit breaker 230/400 V 6kA, 1-pole, C, 20 A



Model	
product brand name	SENTRON
product designation	Miniature circuit breaker
General technical data	
number of poles	1
design of pole	1P
tripping characteristic class	C
mechanical service life (operating cycles)	
• typical	10 000
overvoltage category	III
degree of pollution	2
Voltage	
type of voltage of the operating voltage	AC
type of voltage	Use only in alternating current or direct current circuits. Mixed use is not permitted.
insulation voltage (Ui)	
• with single-phase operation at AC rated value	250 V
• with multi-phase operation at AC rated value	440 V
operational current	
• at 30 °C rated value	20 A
• at 40 °C rated value	18.79 A
• at 55 °C rated value	16.8 A
• at AC rated value	20 A
Supply voltage	
supply voltage at AC	400 V
value range of the supply voltage frequency	50/60 Hz
operating voltage	
• with multi-phase operation at AC maximum	440 V
• at DC rated value maximum	62.5 V
•	The operational voltage 62,5V DC/pole takes into account a battery charging voltage with peak value of 72V
Protection class	
protection class IP	IP20, with connected conductors
Breaking Capacity	
switching capacity current	
• according to EN 60898 rated value	6 kA
• according to IEC 60947-2 rated value	6 kA
energy limitation class	3
Dissipation	
power loss [W] for rated value of the current at AC in hot operating state per pole	2.2 W

<b>suitability for operation</b>	Residential buildings/infrastructure
<b>Product details</b>	
<b>product feature touch protection</b>	Yes
product component neutral conductor switching	No
<b>product feature</b>	
• halogen-free	Yes
• sealable	Yes
• silicon-free	Yes
product extension installable supplementary devices	Yes
<b>Connections</b>	
<b>connectable conductor cross-section solid</b>	
• minimum	0.75 mm <sup>2</sup>
• maximum	25 mm <sup>2</sup>
<b>connectable conductor cross-section stranded</b>	
• minimum	0.75 mm <sup>2</sup>
• maximum	25 mm <sup>2</sup>
<b>connectable conductor cross-section finely stranded with core end processing</b>	
• minimum	0.75 mm <sup>2</sup>
• maximum	25 mm <sup>2</sup>
<b>tightening torque with screw-type terminals</b>	
• minimum	2.5 N·m
• maximum	3 N·m
<b>Mechanical Design</b>	
<b>height</b>	90 mm
<b>width</b>	18 mm
<b>depth</b>	76 mm
<b>installation depth</b>	70 mm
<b>mounting position</b>	any
<b>net weight</b>	127 g
<b>Environmental conditions</b>	
<b>ambient temperature during operation</b>	
• minimum	-25 °C
• maximum	45 °C
<b>ambient temperature during storage</b>	
• minimum	-40 °C
• maximum	75 °C
<b>Environmental footprint</b>	
Environmental Product Declaration (EPD)	Yes
global warming potential [CO <sub>2</sub> eq] total	28.2 kg
global warming potential [CO <sub>2</sub> eq] during manufacturing	0.718 kg
global warming potential [CO <sub>2</sub> eq] during operation	27.5 kg
global warming potential [CO <sub>2</sub> eq] after end of life	-0.057 kg
<b>Approvals Certificates</b>	
<b>General Product Approval</b>	



[Miscellaneous](#)



<b>Marine / Shipping</b>	<b>other</b>	<b>Environment</b>
	<a href="#">Miscellaneous</a>	<a href="#">Confirmation</a>
		
		<a href="#">Environmental Confirmations</a>
		<a href="#">Environmental Confirmations</a>

<b>Further information</b>
Information on the packaging <a href="https://support.industry.siemens.com/cs/ww/en/view/109813875">https://support.industry.siemens.com/cs/ww/en/view/109813875</a>

Information- and Downloadcenter (Catalogs, Brochures,...)

<http://www.siemens.com/lowvoltage/catalogs>

Industry Mall (Online ordering system)

<https://mall.industry.siemens.com/mall/en/en/Catalog/product?mlfb=5SL6120-7>

Service&Support (Manuals, Certificates, Characteristics, FAQs,...)

<https://support.industry.siemens.com/cs/ww/en/ps/5SL6120-7>

Image database (product images, 2D dimension drawings, 3D models, device circuit diagrams, ...)

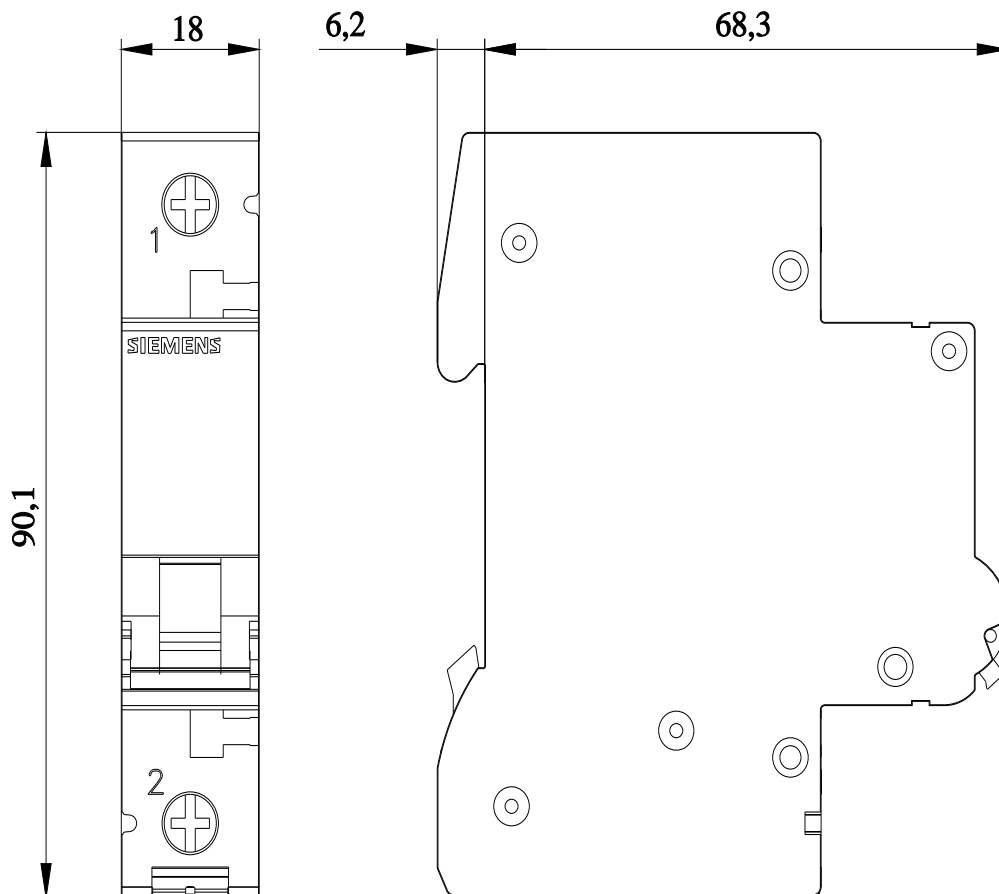
[http://www.automation.siemens.com/bilddb/cax\\_en.aspx?mlfb=5SL6120-7](http://www.automation.siemens.com/bilddb/cax_en.aspx?mlfb=5SL6120-7)

CAX-Online-Generator

<http://www.siemens.com/cax>

Tender specifications

<http://www.siemens.com/specifications>





---

last modified:

4/14/2025 

