

# Product data sheet

Specifications



## circuit breaker Easypact EZC250H - TMD - 175 A - 3 poles 3d

EZC250H3175

### Main

|  |  |
|--|--|
| Range of product                       | EasyPact   |
| Product or component type              | Circuit breaker  |
| Device short name                      | Easypact EZC250H   |
| Circuit breaker name                   | Easypact EZC250H   |
| Device application                     | Distribution   |
| Poles description                      | 3P   |
| Protected poles description            | 3t   |
| Network type                           | DC<br>AC   |
| Network frequency                      | 50/60 Hz   |
| [In] rated current                     | 175 A at 40 °C   |
| [Ui] rated insulation voltage          | 690 V AC 50/60 Hz conforming to IEC 60947-2  |
| [Uimp] rated impulse withstand voltage | 6 kV conforming to IEC 60947-2   |
| [Ue] rated operational voltage         | 550 V AC 50/60 Hz conforming to IEC 60947-2<br>250 V DC conforming to IEC 60947-2  |
| Breaking capacity code                 | H  |
| Breaking capacity                      | 10 kA Icu at 550 V AC 50/60 Hz conforming to IEC 60947-2<br>25 kA Icu at 440 V AC 50/60 Hz conforming to IEC 60947-2<br>30 kA Icu at 125 V DC 1P conforming to IEC 60947-2<br>30 kA Icu at 250 V DC 2P conforming to IEC 60947-2<br>36 kA Icu at 380 V AC 50/60 Hz conforming to IEC 60947-2<br>36 kA Icu at 400...415 V AC 50/60 Hz conforming to IEC 60947-2<br>85 kA Icu at 110...130 V AC 50/60 Hz conforming to IEC 60947-2<br>85 kA Icu at 220...240 V AC 50/60 Hz conforming to IEC 60947-2 |
| [Ics] rated service breaking capacity  | 5 kA at 550 V AC 50/60 Hz conforming to IEC 60947-2<br>15 kA at 125 V DC conforming to IEC 60947-2<br>15 kA at 250 V DC conforming to IEC 60947-2<br>18 kA at 380 V AC 50/60 Hz conforming to IEC 60947-2<br>18 kA at 400/415 V AC 50/60 Hz conforming to IEC 60947-2<br>12.5 kA at 440 V AC 50/60 Hz conforming to IEC 60947-2<br>42.5 kA at 110/130 V AC 50/60 Hz conforming to IEC 60947-2<br>42.5 kA at 220/230/240 V AC 50/60 Hz conforming to IEC 60947-2                                    |
| Suitability for isolation              | Yes conforming to IEC 60947-2  |
| Utilisation category                   | Category A   |
| Trip unit name                         | TM-D   |
| Trip unit technology                   | Thermal-magnetic   |
| Trip unit rating                       | 175 A at 50 °C   |
| Protection type                        | Short-circuit protection<br>Overload protection  |

List Price displayed is VAT EXCLUSIVE.

Disclaimer: This documentation is not intended as a substitute for and is not to be used for determining suitability or reliability of these products for specific user applications

|                  |  |
|------------------|--|
| Pollution degree | 3 conforming to IEC 60664-1<br>3 conforming to IEC 947-1 |
|------------------|--|

## Complementary

|                            |                             |
|----------------------------|-----------------------------|
| control type               | Toggle                      |
| Mounting mode              | Fixed                       |
| Mounting support           | Backplate                   |
| Upside connection          | Front                       |
| Downside connection        | Front                       |
| Mechanical durability      | 10000 cycles                |
| Connection pitch           | 35 mm                       |
| Local signalling           | Positive contact indication |
| Neutral protection setting | Without protection          |
| Earth-leakage protection   | Without                     |
| Height                     | 165 mm                      |
| Width                      | 105 mm                      |
| Depth                      | 60 mm                       |

## Environment

|                                       |  |
|---------------------------------------|--|
| Standards                             | GB/T 14048.2<br>EN/IEC 60947-1<br>EN/IEC 60947-2 |
| IP degree of protection               | IP20 conforming to IEC 60529                     |
| IK degree of protection               | IK07 conforming to IEC 62262                     |
| Ambient air temperature for operation | -25...70 °C                                      |
| Ambient air temperature for storage   | -35...85 °C                                      |

## Packing Units

|                              |           |
|------------------------------|-----------|
| Unit Type of Package 1       | PCE       |
| Number of Units in Package 1 | 1         |
| Package 1 Height             | 11.400 cm |
| Package 1 Width              | 11.300 cm |
| Package 1 Length             | 18.000 cm |
| Package 1 Weight             | 1.640 kg  |
| Unit Type of Package 2       | S03       |
| Number of Units in Package 2 | 8         |
| Package 2 Height             | 30.000 cm |
| Package 2 Width              | 30.000 cm |
| Package 2 Length             | 40.000 cm |
| Package 2 Weight             | 13.607 kg |

## Contractual warranty

|          |           |
|----------|-----------|
| Warranty | 18 months |
|----------|-----------|

Environmental Data

Schneider Electric aims to achieve Net Zero status by 2050 through supply chain partnerships, lower impact materials, and circularity via our ongoing “Use Better, Use Longer, Use Again” campaign to extend product lifetimes and recyclability.

[Environmental Data explained >](#)


[How we assess product sustainability >](#)

| Environmental footprint                               |   |
|---|---|
| Carbon footprint (kg.eq.CO2 per CR, Total Life cycle) | 416   |
| Environmental Disclosure                              | <a href="#">Product Environmental Profile</a> |

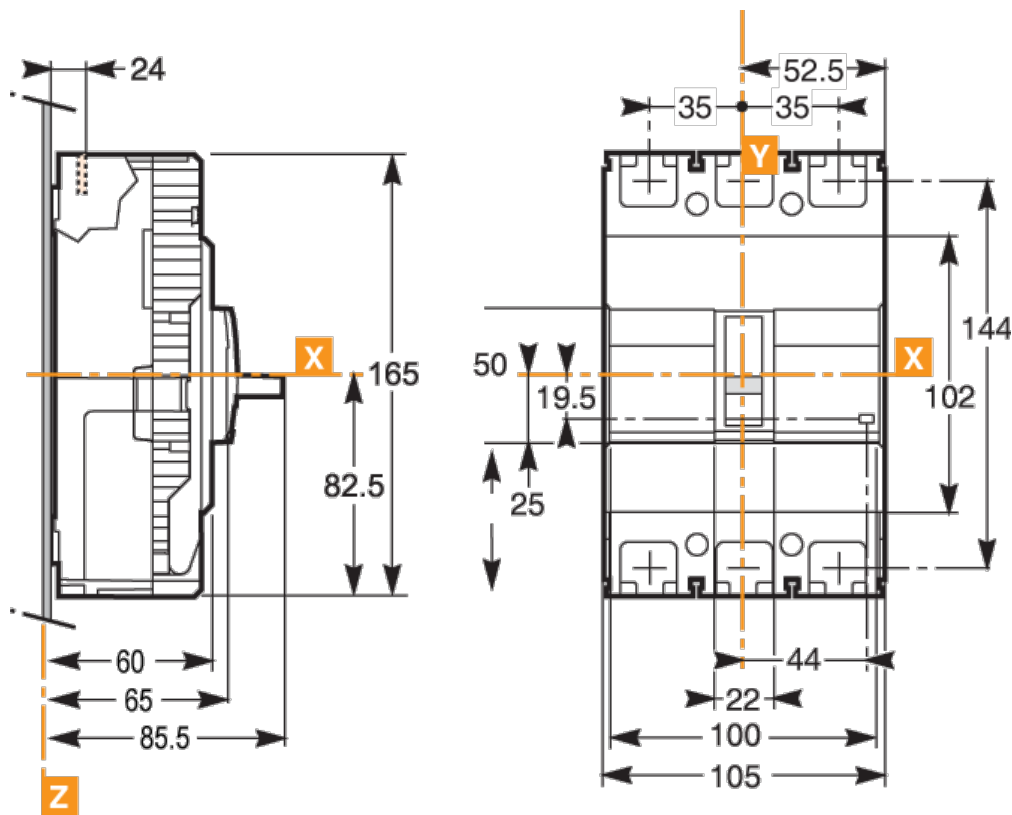
Use Better

| Materials and Substances               |                                   |
|--|-----------------------------------|
| Packaging made with recycled cardboard | Yes                               |
| Packaging without single use plastic   | Yes                               |
| <a href="#">EU RoHS Directive</a>      | Compliant                         |
| REACH Regulation                       | <a href="#">REACH Declaration</a> |

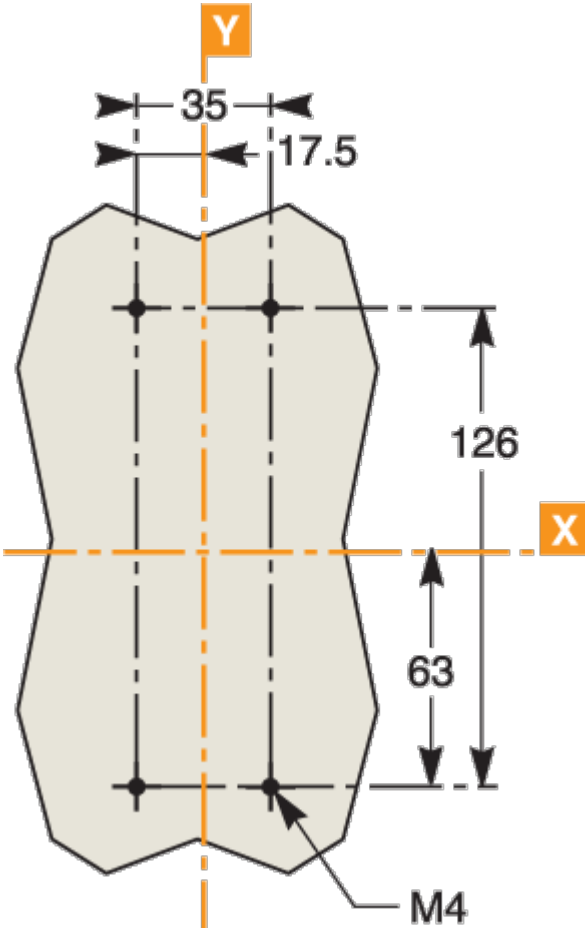
Use Again

| Repack and remanufacture |   |
|--------------------------|---|
| Circularity Profile      | No need of specific recycling operations  |
| Take-back                | No  |
| WEEE                     |  The product must be disposed on European Union markets following specific waste collection and never end up in rubbish bins |

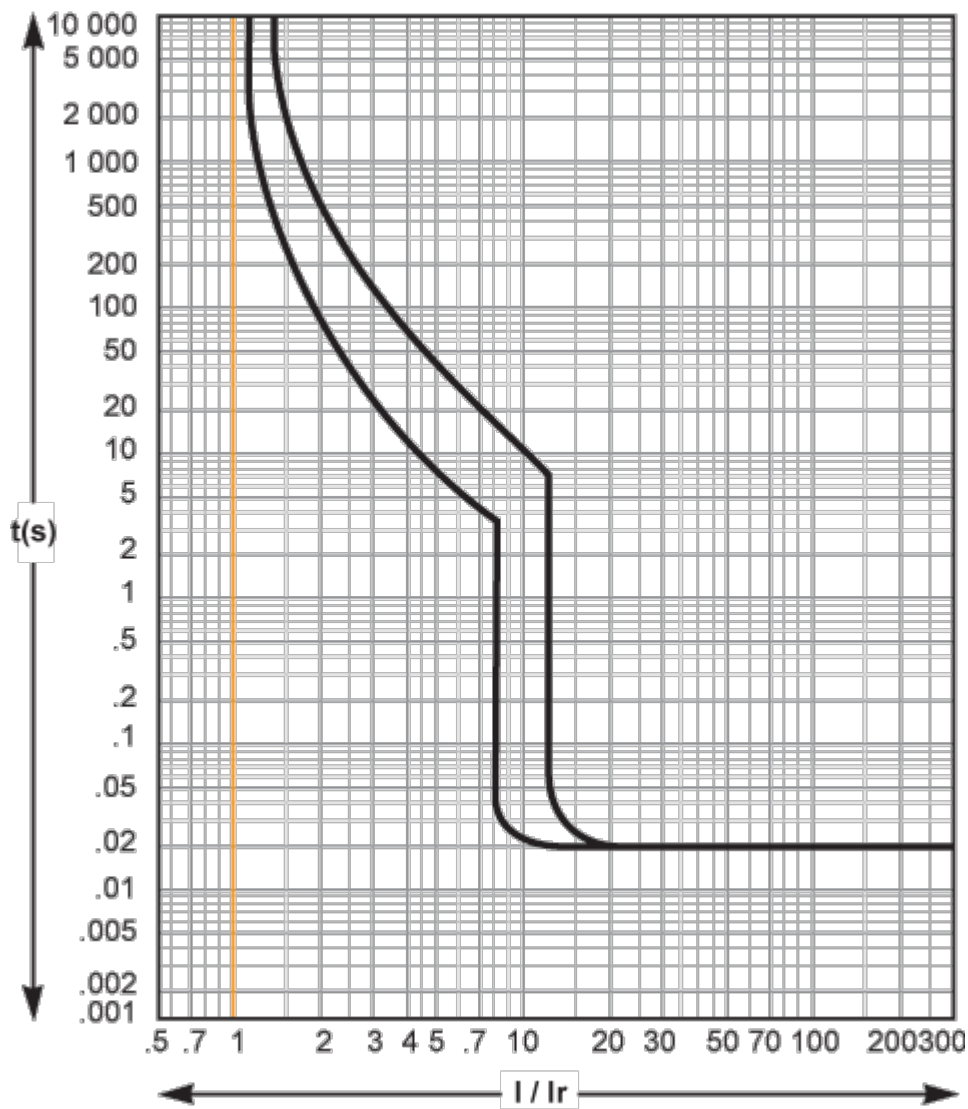
Dimensions Drawings



Assembly



Performance Curves



Offer Marketing Illustration

Product benefits / Features

---

A Schneider EasyPact EZC circuit breaker is shown against a green circular background. The device is a dark grey, rectangular unit with a central handle and multiple terminal blocks on top and bottom. The Schneider logo is visible on the front panel.

### EasyPact EZC

#### Technical Benefits

- ideal for simple applications in smaller buildings
- Rated current from 15 to 630 A
- Breaking capacity up to 50 kA at 400/415 V.
- 1, 2, 3 and 4 pole versions and 3 frame sizes.
- Thermal-magnetic for the entire range.
- Built-in integrated earth-leakage protection (EZC 250 ELCB).
- Compliance with international standards: IEC 60947-1 and 2, CCC, EAC and other local certifications.

Offer Marketing Illustration

Product benefits / Features

---

### EasyPact EZC

Moulded Case Circuit Breaker



**Easy to choose**  
A wide range of auxiliaries, and accessories for effortless selection and complete customization.



**Effortless setup**  
Fixed front mounting, plug-in option, front connections, and interchangeable MCCB and ELCB for seamless adaptability.



**Easy to use**  
Positive contact indication for enhanced safety and reliability with compact case optimized for tight spaces.



Offer Marketing Illustration

Product benefits / Features

---



## EasyPact EZC Range Accessories

**Control Accessories**



Direct rotary handle



Extended rotary handle

**Electrical Auxiliaries**



Indication contact



Voltage releases

**Connection Accessories**



Terminal extension



Cable connectors



Rear connectors

**Insulation Accessories**



Terminal shield



Interphase barriers

**Plug-in Accessories**



Technical Illustration

Assembly's dimensions

