

Product data sheet

Specifications



Circuit breaker ComPacT NSX100N,
50kA at 415VAC, TMD trip unit 63A,
4 poles 4d

C10N4TM063

Main

Range	ComPacT
Product name	ComPacT NSX
Device short name	NSX100N
Product or component type	Circuit breaker
Device application	Distribution
Poles description	4P
Protected poles description	4D
Neutral position	Left
[In] rated current	63 A at 40 °C
[Ue] rated operational voltage	690 V AC 50/60 Hz
Network type	AC
Network frequency	50/60 Hz
Suitability for isolation	Yes conforming to EN/IEC 60947-2
Utilisation category	Category A
[Icu] rated ultimate short-circuit breaking capacity	90 kA Icu at 220/240 V AC 50/60 Hz conforming to IEC 60947-2 50 kA Icu at 380/415 V AC 50/60 Hz conforming to IEC 60947-2 50 kA Icu at 440 V AC 50/60 Hz conforming to IEC 60947-2 36 kA Icu at 500 V AC 50/60 Hz conforming to IEC 60947-2 35 kA Icu at 525 V AC 50/60 Hz conforming to IEC 60947-2 10 kA Icu at 660/690 V AC 50/60 Hz conforming to IEC 60947-2 85 kA Icu at 240 V AC 50/60 Hz conforming to UL 60947-4-1 50 kA Icu at 480 V AC 50/60 Hz conforming to UL 60947-4-1 10 kA Icu at 600 V AC 50/60 Hz conforming to UL 60947-4-1
Performance level	N 50 kA 415 V AC
Trip unit name	TM-D
Trip unit technology	Thermal-magnetic
Trip unit protection functions	LI
control type	Toggle
Circuit breaker mounting mode	Fixed

Complementary

[Ui] rated insulation voltage	800 V AC 50/60 Hz
[Uimp] rated impulse withstand voltage	8 kV

List Price displayed is VAT EXCLUSIVE.

Disclaimer: This documentation is not intended as a substitute for and is not to be used for determining suitability or reliability of these products for specific user applications

[Ics] rated service short-circuit breaking capacity	90 kA at 220/240 V AC 50/60 Hz conforming to IEC 60947-2 50 kA at 380/415 V AC 50/60 Hz conforming to IEC 60947-2 50 kA at 440 V AC 50/60 Hz conforming to IEC 60947-2 36 kA at 500 V AC 50/60 Hz conforming to IEC 60947-2 35 kA at 525 V AC 50/60 Hz conforming to IEC 60947-2 10 kA at 660/690 V AC 50/60 Hz conforming to IEC 60947-2
Mechanical durability	50000 cycles
Electrical durability	50000 cycles at 440 V In/2 30000 cycles at 440 V In 20000 cycles at 690 V In/2 10000 cycles at 690 V In
Power dissipation per pole	8.61 W
Mounting support	Backplate
Mounting position	Horizontal and vertical Flat on the back
Upside connection	Front
Downside connection	Front
Connection pitch	35 mm
Protection type	L : for overload protection (thermal) I : for short-circuit protection (magnetic)
Trip unit rating	63 A at 40 °C
Long-time pick-up adjustment type Ir (thermal protection)	Adjustable
[Ir] long-time protection pick-up adjustment range	0.7...1 x In
Long-time protection delay adjustment type tr	Fixed
[tr] long-time protection delay adjustment range	120...400 s at 1.5 x In 15 s at 6 x Ir
Neutral protection settings	1 x Ir (4D)
Instantaneous protection pick-up adjustment type Ii	Fixed
[Ii] instantaneous protection pick-up adjustment range	500 A
Earth-leakage protection	Without
Number of slots for electrical auxiliaries	5 slot(s)
Width (W)	140 mm
Height (H)	161 mm
Depth (D)	86 mm
Net weight	2.4 kg

Environment

Standards	EN/IEC 60947-2
Overvoltage category	Class II
Electrical shock protection class	Class II
Pollution degree	3 conforming to IEC 60664-1
IP degree of protection	IP40 conforming to IEC 60529
IK degree of protection	IK07 conforming to IEC 62262
Ambient air temperature for operation	-25...70 °C
Ambient air temperature for storage	-50...85 °C

Relative humidity	0...95 %
Operating altitude	0...2000 m without derating 2000 m...5000 m with derating

Packing Units


Unit Type of Package 1	PCE
Number of Units in Package 1	1
Package 1 Height	14.300 cm
Package 1 Width	14.800 cm
Package 1 Length	19.300 cm
Package 1 Weight	2.318 kg
Unit Type of Package 2	S03
Number of Units in Package 2	6
Package 2 Height	30.000 cm
Package 2 Width	30.000 cm
Package 2 Length	40.000 cm
Package 2 Weight	14.300 kg

Environmental Data


Schneider Electric aims to achieve Net Zero status by 2050 through supply chain partnerships, lower impact materials, and circularity via our ongoing “Use Better, Use Longer, Use Again” campaign to extend product lifetimes and recyclability.

[Environmental Data explained >](#)



[How we assess product sustainability >](#)

 Environmental footprint	
Carbon footprint (kg.eq.CO2 per CR, Total Life cycle)	157
Environmental Disclosure	Product Environmental Profile

Use Better

 Materials and Substances	
Recycled metal content at CR level	0
Packaging made with recycled cardboard	Yes
Packaging without single use plastic	No
EU RoHS Directive	Compliant with Exemptions
SCIP Number	3874e08b-fcb8-4aa9-87c4-d36abebf2833
REACH Regulation	REACH Declaration
Halogen content performance	Product contains halogen above thresholds
PVC free	Yes

Use Again

 Repack and remanufacture	
Circularity Profile	End of Life Information
Take-back	No
WEEE	 The product must be disposed on European Union markets following specific waste collection and never end up in rubbish bins

Offer Marketing Illustration

Product benefits / Features



ComPacT NSX

Technical Benefits

- Nominal current: 16 to 630 A and 9 breaking capacities for the 2 sizes of circuit breakers
- 1, 2, 3, and 4 pole versions available
- Large range of electronic and thermal-magnetic protections
- Plug and ready wiring system and communicating accessories
- Integrated earth leakage protection via MicroLogic Vigi (earth leakage circuit breaker - ELCB)
- Advanced trip unit with integrated power metering: I, U, P, E, THD, f, CosPhi

Offer Marketing Illustration

Product benefits / Features



Technical Illustration

Assembly's dimensions

