

Product datasheet

Specifications



Circuit breaker, ComPacT NSX160F, 36kA/415VAC, 3 poles, TMD trip unit 125A

C16F3TM125

Main

Range	ComPacT
Product name	ComPacT NSX
Device short name	NSX160F
Product or component type	Circuit breaker
Device application	Distribution
Poles description	3P
Protected poles description	3D
[In] rated current	125 A at 40 °C
[Ue] rated operational voltage	690 V AC 50/60 Hz
Network type	AC
Network frequency	50/60 Hz
Suitability for isolation	Yes conforming to EN/IEC 60947-2
Utilisation category	Category A
[Icu] rated ultimate short-circuit breaking capacity	85 kA Icu at 220/240 V AC 50/60 Hz conforming to IEC 60947-2 36 kA Icu at 380/415 V AC 50/60 Hz conforming to IEC 60947-2 35 kA Icu at 440 V AC 50/60 Hz conforming to IEC 60947-2 30 kA Icu at 500 V AC 50/60 Hz conforming to IEC 60947-2 22 kA Icu at 525 V AC 50/60 Hz conforming to IEC 60947-2 8 kA Icu at 660/690 V AC 50/60 Hz conforming to IEC 60947-2 85 kA Icu at 240 V AC 50/60 Hz conforming to UL 60947-4-1 35 kA Icu at 480 V AC 50/60 Hz conforming to UL 60947-4-1 10 kA Icu at 600 V AC 50/60 Hz conforming to UL 60947-4-1
Performance level	F 36 kA 415 V AC
Trip unit name	TM-D
Trip unit technology	Thermal-magnetic
Trip unit protection functions	LI
Control type	Toggle
Circuit breaker mounting mode	Fixed

Complementary

[Ui] rated insulation voltage	800 V AC 50/60 Hz
[Uimp] rated impulse withstand voltage	8 kV

Disclaimer: This documentation is not intended as a substitute for and is not to be used for determining suitability or reliability of these products for specific user applications

[Ics] rated service short-circuit breaking capacity	85 kA at 220/240 V AC 50/60 Hz conforming to IEC 60947-2 36 kA at 380/415 V AC 50/60 Hz conforming to IEC 60947-2 35 kA at 440 V AC 50/60 Hz conforming to IEC 60947-2 30 kA at 500 V AC 50/60 Hz conforming to IEC 60947-2 22 kA at 525 V AC 50/60 Hz conforming to IEC 60947-2 8 kA at 660/690 V AC 50/60 Hz conforming to IEC 60947-2
Mechanical durability	40000 cycles
Electrical durability	40000 cycles at 440 V In/2 20000 cycles at 440 V In 15000 cycles at 690 V In/2 7500 cycles at 690 V In
Power dissipation per pole	10.78 W
Mounting support	Backplate
Mounting position	Horizontal and vertical Flat on the back
Upside connection	Front
Downside connection	Front
Connection pitch	35 mm
Protection type	L : for overload protection (thermal) I : for short-circuit protection (magnetic)
Trip unit rating	125 A at 40 °C
Long-time pick-up adjustment type Ir (thermal protection)	Adjustable
[Ir] long-time protection pick-up adjustment range	0.7...1 x In
Long-time protection delay adjustment type tr	Fixed
[tr] long-time protection delay adjustment range	120...400 s at 1.5 x In 15 s at 6 x Ir
Instantaneous protection pick-up adjustment type li	Fixed
[li] instantaneous protection pick-up adjustment range	1250 A
Earth-leakage protection	Without
Number of slots for electrical auxiliaries	5 slot(s)
Width (W)	105 mm
Height (H)	161 mm
Depth (D)	86 mm
Net weight	2.2 kg

Environment

Standards	EN/IEC 60947-2
Overvoltage category	Class II
Electrical shock protection class	Class II
Pollution degree	3 conforming to IEC 60664-1
IP degree of protection	IP40 conforming to IEC 60529
IK degree of protection	IK07 conforming to IEC 62262
Ambient air temperature for operation	-25...70 °C
Ambient air temperature for storage	-50...85 °C
Relative humidity	0...95 %

Operating altitude	0...2000 m without derating 2000 m...5000 m with derating
--------------------	--

Packing Units

Unit Type of Package 1	PCE
Number of Units in Package 1	1
Package 1 Height	14.000 cm
Package 1 Width	11.500 cm
Package 1 Length	19.000 cm
Package 1 Weight	1.795 kg
Unit Type of Package 2	S03
Number of Units in Package 2	7
Package 2 Height	30.000 cm
Package 2 Width	30.000 cm
Package 2 Length	40.000 cm
Package 2 Weight	12.966 kg




Environmental Data


Schneider Electric aims to achieve Net Zero status by 2050 through supply chain partnerships, lower impact materials, and circularity via our ongoing “Use Better, Use Longer, Use Again” campaign to extend product lifetimes and recyclability.

[Environmental Data explained >](#)



[How we assess product sustainability >](#)

<div> Environmental footprint</div>	
Carbon footprint (kg.eq.CO2 per CR, Total Life cycle)	188
Environmental Disclosure	Product Environmental Profile

Use Better

<div> Materials and Substances</div>	
Recycled metal content at CR level	0
Packaging made with recycled cardboard	Yes
Packaging without single use plastic	No
EU RoHS Directive	Compliant with Exemptions
SCIP Number	3874e08b-fcb8-4aa9-87c4-d36abebf2833
REACH Regulation	REACH Declaration
Halogen content performance	Product contains halogen above thresholds
PVC free	Yes

Use Again

<div> Repack and remanufacture</div>	
Circularity Profile	End of Life Information
Take-back	No
WEEE	 The product must be disposed on European Union markets following specific waste collection and never end up in rubbish bins

Offer Marketing Illustration

Product benefits / Features



Technical Illustration

Assembly's dimensions

