

Product datasheet

Specifications



Circuit breaker, ComPacT NSX400H, 70kA/415VAC, 4 poles, MicroLogic 2.3 trip unit 400A

C40H42D400

Main

Range	ComPacT
Product name	ComPacT NSX
Device short name	NSX400H
Product or component type	Circuit breaker
Device application	Distribution
Poles description	4P
Protected poles description	4D 3D + N/2 3D
Neutral position	Left
[In] rated current	400 A at 40 °C
[Ue] rated operational voltage	690 V AC 50/60 Hz
Network type	AC
Network frequency	50/60 Hz
Suitability for isolation	Yes conforming to EN/IEC 60947-2
Utilisation category	Category A
Breaking capacity	100 kA Icu at 220/240 V AC 50/60 Hz conforming to IEC 60947-2 70 kA Icu at 380/415 V AC 50/60 Hz conforming to IEC 60947-2 65 kA Icu at 440 V AC 50/60 Hz conforming to IEC 60947-2 50 kA Icu at 500 V AC 50/60 Hz conforming to IEC 60947-2 35 kA Icu at 525 V AC 50/60 Hz conforming to IEC 60947-2 20 kA Icu at 660/690 V AC 50/60 Hz conforming to IEC 60947-2 85 kA Icu at 240 V AC 50/60 Hz conforming to UL 60947-4-1 65 kA Icu at 480 V AC 50/60 Hz conforming to UL 60947-4-1 20 kA Icu at 600 V AC 50/60 Hz conforming to UL 60947-4-1
Breaking capacity code	H 70 kA 415 V AC
Trip unit name	MicroLogic 2.3
Trip unit technology	Electronic
Trip unit protection functions	LSol
Control type	Toggle
Circuit breaker mounting mode	Fixed

Complementary

[UI] rated insulation voltage	800 V AC 50/60 Hz
[Uimp] rated impulse withstand voltage	8 kV

Disclaimer: This documentation is not intended as a substitute for and is not to be used for determining suitability or reliability of these products for specific user applications

[Ics] rated service breaking capacity	100 kA at 220/240 V AC 50/60 Hz conforming to IEC 60947-2 70 kA at 380/415 V AC 50/60 Hz conforming to IEC 60947-2 65 kA at 440 V AC 50/60 Hz conforming to IEC 60947-2 50 kA at 500 V AC 50/60 Hz conforming to IEC 60947-2 11 kA at 525 V AC 50/60 Hz conforming to IEC 60947-2 10 kA at 660/690 V AC 50/60 Hz conforming to IEC 60947-2
Mechanical durability	15000 cycles
Electrical durability	12000 cycles at 440 V In/2 6000 cycles at 440 V In 6000 cycles at 690 V In/2 3000 cycles at 690 V In
Power dissipation per pole	19.2 W
Mounting support	Backplate
Mounting position	Horizontal and vertical Flat on the back
Upside connection	Front
Downside connection	Front
Connection pitch	45 mm
Protection type	L : for overload protection (long time) So : for short time short-circuit protection with fixed delay I : for instantaneous short-circuit protection
Trip unit rating	400 A at 40 °C
Long-time pick-up adjustment type Ir (thermal protection)	Adjustable 9 settings
[Ir] long-time protection pick-up adjustment range	160...400 A
Long-time protection delay adjustment type tr	Fixed
[tr] long-time delay adjustment range	400 s at 1.5 x Ir 16 s at 6 x Ir 11 s at 7.2 x Ir
Neutral protection setting	0.5 x Ir (3D + N/2) 1 x Ir (4D) No protection (3D)
Thermal memory	20 minutes before and after tripping
Short-time protection pick-up adjustment type Isd	Adjustable 9 settings
[Isd] Short-time protection pick-up adjustment range	1.5...10 x Ir
Short-time protection delay adjustment type tsd	Fixed
Instantaneous protection pick-up adjustment type Ii	Fixed
[Ii] instantaneous protection pick-up adjustment range	4800 A
Earth-leakage protection	Without
Zone selective interlocking ZSI	Without
Number of slots	6 slot(s)
Local signalling	Flashing LED (green) for ready to operate LED 105 % Ir (red) for overload LED 90 % Ir (orange) for overload
Width (W)	185 mm
Height (H)	255 mm
Depth (D)	110 mm
Net weight	7.9 kg

Environment

Standards	EN/IEC 60947-2
Overvoltage category	III
Electrical shock protection class	Class II on front face
Pollution degree	3 conforming to IEC 60664-1
IP degree of protection	IP40 conforming to IEC 60529
IK degree of protection	IK07 conforming to IEC 62262
Ambient air temperature for operation	-25...70 °C
Ambient air temperature for storage	-50...85 °C
Relative humidity	0...95 %
Operating altitude	0...2000 m without derating 2000 m...5000 m with derating

Packing Units


Unit Type of Package 1	PCE
Number of Units in Package 1	1
Package 1 Height	15.000 cm
Package 1 Width	20.000 cm
Package 1 Length	29.000 cm
Package 1 Weight	7.403 kg
Unit Type of Package 2	S04
Number of Units in Package 2	2
Package 2 Height	30.000 cm
Package 2 Width	40.000 cm
Package 2 Length	60.000 cm
Package 2 Weight	15.509 kg

Environmental Data


Schneider Electric aims to achieve Net Zero status by 2050 through supply chain partnerships, lower impact materials, and circularity via our ongoing “Use Better, Use Longer, Use Again” campaign to extend product lifetimes and recyclability.

[Environmental Data explained >](#)


[How we assess product sustainability >](#)

 Environmental footprint	
Total lifecycle Carbon footprint	373
Environmental Disclosure	Product Environmental Profile



Use Better

 Materials and Substances	
Packaging made with recycled cardboard	Yes
Packaging without single use plastic	No
EU RoHS Directive	Compliant with Exemptions
SCIP Number	25ca3248-85d0-423a-a9d8-5b7aeb52e7b6
REACH Regulation	REACH Declaration
Halogen-free status	Product contains halogen above thresholds
PVC free	Yes
Silicone-free	No

Use Longer

 Lifetime extension	
Updatability	No

Use Again

 Repack and remanufacture	
End of life manual availability	End of Life Information
Take-back	No
WEEE Label	 The product must be disposed on European Union markets following specific waste collection and never end up in rubbish bins

Offer Marketing Illustration

Product benefits / Features



ComPacT NSX

Technical Benefits

- Nominal current: 16 to 630 A and 9 breaking capacities for the 2 sizes of circuit breakers
- 1, 2, 3, and 4 pole versions available
- Large range of electronic and thermal-magnetic protections
- Plug and ready wiring system and communicating accessories
- Integrated earth leakage protection via MicroLogic Vigi (earth leakage circuit breaker - ELCB)
- Advanced trip unit with integrated power metering: I, U, P, E, THD, f, CosPhi

Offer Marketing Illustration

Product benefits / Features



ComPacT NSX Range Accessories



Wireless auxiliary contact



Short terminal shield



Interphase barriers



Long terminal shield



Rotary handles



Standard auxiliary contact



MN undervoltage release



MX shunt release



Standard motor mechanism module

Offer Marketing Illustration

Product benefits / Features



Technical Illustration

Assembly's dimensions

