

# Product datasheet

Specifications



## Circuit breaker, ComPacT NSX630F, 36kA/415VAC, 3 poles, MicroLogic 2.3 trip unit 630A

C63F32D630

### Main

Range	ComPacT
Product name	ComPacT NSX
Device short name	NSX630F
Product or component type	Circuit breaker
Device application	Distribution
Poles description	3P
Protected poles description	3D
[In] rated current	630 A at 40 °C
[Ue] rated operational voltage	690 V AC 50/60 Hz
Network type	AC
Network frequency	50/60 Hz
Suitability for isolation	Yes conforming to EN/IEC 60947-2
Utilisation category	Category A
Breaking capacity	40 kA Icu at 220/240 V AC 50/60 Hz conforming to IEC 60947-2 36 kA Icu at 380/415 V AC 50/60 Hz conforming to IEC 60947-2 30 kA Icu at 440 V AC 50/60 Hz conforming to IEC 60947-2 25 kA Icu at 500 V AC 50/60 Hz conforming to IEC 60947-2 20 kA Icu at 525 V AC 50/60 Hz conforming to IEC 60947-2 10 kA Icu at 660/690 V AC 50/60 Hz conforming to IEC 60947-2 85 kA Icu at 240 V AC 50/60 Hz conforming to UL 60947-4-1 35 kA Icu at 480 V AC 50/60 Hz conforming to UL 60947-4-1 20 kA Icu at 600 V AC 50/60 Hz conforming to UL 60947-4-1
Breaking capacity code	F 36 kA 415 V AC
Trip unit name	MicroLogic 2.3
Trip unit technology	Electronic
Trip unit protection functions	LSol
Control type	Toggle
Circuit breaker mounting mode	Fixed

### Complementary

[UI] rated insulation voltage	800 V AC 50/60 Hz
[Uimp] rated impulse withstand voltage	8 kV

Disclaimer: This documentation is not intended as a substitute for and is not to be used for determining suitability or reliability of these products for specific user applications

<b>[Ics] rated service breaking capacity</b>	40 kA at 220/240 V AC 50/60 Hz conforming to IEC 60947-2 36 kA at 380/415 V AC 50/60 Hz conforming to IEC 60947-2 30 kA at 440 V AC 50/60 Hz conforming to IEC 60947-2 25 kA at 500 V AC 50/60 Hz conforming to IEC 60947-2 10 kA at 525 V AC 50/60 Hz conforming to IEC 60947-2 10 kA at 660/690 V AC 50/60 Hz conforming to IEC 60947-2
<b>Mechanical durability</b>	15000 cycles
<b>Electrical durability</b>	8000 cycles at 440 V In/2 4000 cycles at 440 V In 6000 cycles at 690 V In/2 2000 cycles at 690 V In
<b>Power dissipation per pole</b>	39.7 W
<b>Mounting support</b>	Backplate
<b>Mounting position</b>	Horizontal and vertical Flat on the back
<b>Upside connection</b>	Front
<b>Downside connection</b>	Front
<b>Connection pitch</b>	45 mm
<b>Protection type</b>	L : for overload protection (long time) So : for short time short-circuit protection with fixed delay I : for instantaneous short-circuit protection
<b>Trip unit rating</b>	630 A at 40 °C
<b>Long-time pick-up adjustment type Ir (thermal protection)</b>	Adjustable 9 settings
<b>[Ir] long-time protection pick-up adjustment range</b>	250...630 A
<b>Long-time protection delay adjustment type tr</b>	Fixed
<b>[tr] long-time delay adjustment range</b>	400 s at 1.5 x Ir 16 s at 6 x Ir 11 s at 7.2 x Ir
<b>Thermal memory</b>	20 minutes before and after tripping
<b>Short-time protection pick-up adjustment type Isd</b>	Adjustable 9 settings
<b>[Isd] Short-time protection pick-up adjustment range</b>	1.5...10 x Ir
<b>Short-time protection delay adjustment type tsd</b>	Fixed
<b>Instantaneous protection pick-up adjustment type Ii</b>	Fixed
<b>[Ii] instantaneous protection pick-up adjustment range</b>	6900 A
<b>Earth-leakage protection</b>	Without
<b>Zone selective interlocking ZSI</b>	Without
<b>Number of slots</b>	6 slot(s)
<b>Local signalling</b>	Flashing LED (green) for ready to operate LED 105 % Ir (red) for overload LED 90 % Ir (orange) for overload
<b>Width (W)</b>	140 mm
<b>Height (H)</b>	255 mm
<b>Depth (D)</b>	110 mm
<b>Net weight</b>	6.2 kg

## Environment

<b>Standards</b>	EN/IEC 60947-2
------------------	----------------

Overvoltage category	III
Electrical shock protection class	Class II on front face
Pollution degree	3 conforming to IEC 60664-1
IP degree of protection	IP40 conforming to IEC 60529
IK degree of protection	IK07 conforming to IEC 62262
Ambient air temperature for operation	-25...70 °C
Ambient air temperature for storage	-50...85 °C
Relative humidity	0...95 %
Operating altitude	0...2000 m without derating 2000 m...5000 m with derating

## Packing Units


Unit Type of Package 1	PCE
Number of Units in Package 1	1
Package 1 Height	15.000 cm
Package 1 Width	15.500 cm
Package 1 Length	29.000 cm
Package 1 Weight	5.661 kg
Unit Type of Package 2	S04
Number of Units in Package 2	2
Package 2 Height	30.000 cm
Package 2 Width	40.000 cm
Package 2 Length	60.000 cm
Package 2 Weight	12.023 kg

Environmental Data


Schneider Electric aims to achieve Net Zero status by 2050 through supply chain partnerships, lower impact materials, and circularity via our ongoing “Use Better, Use Longer, Use Again” campaign to extend product lifetimes and recyclability.

[Environmental Data explained >](#)


[How we assess product sustainability >](#)

 Environmental footprint	
Total lifecycle Carbon footprint	690
Environmental Disclosure	<a href="#">Product Environmental Profile</a>



### Use Better

 Materials and Substances	
Packaging made with recycled cardboard	Yes
Packaging without single use plastic	No
<a href="#">EU RoHS Directive</a>	Compliant with Exemptions
SCIP Number	25ca3248-85d0-423a-a9d8-5b7aeb52e7b6
REACH Regulation	<a href="#">REACH Declaration</a>
Halogen-free status	Product contains halogen above thresholds
PVC free	Yes
Silicone-free	No

### Use Longer

 Lifetime extension	
Updatability	No

### Use Again

 Repack and remanufacture	
End of life manual availability	<a href="#">End of Life Information</a>
Take-back	No
WEEE Label	 The product must be disposed on European Union markets following specific waste collection and never end up in rubbish bins

Offer Marketing Illustration

Product benefits / Features



### ComPacT NSX

#### Technical Benefits

- Nominal current: 16 to 630 A and 9 breaking capacities for the 2 sizes of circuit breakers
- 1, 2, 3, and 4 pole versions available
- Large range of electronic and thermal-magnetic protections
- Plug and ready wiring system and communicating accessories
- Integrated earth leakage protection via MicroLogic Vigi (earth leakage circuit breaker - ELCB)
- Advanced trip unit with integrated power metering: I, U, P, E, THD, f, CosPhi

Offer Marketing Illustration

Product benefits / Features



## ComPacT NSX Range Accessories



Wireless auxiliary contact



Short terminal shield



Interphase barriers



Long terminal shield



Rotary handles



Standard auxiliary contact



MN undervoltage release



MX shunt release



Standard motor mechanism module

Offer Marketing Illustration

Product benefits / Features

---

